

ULTRA PANEL SERIES

Flush Panel

Flush Panels are designed for wall, fascia, and soffit applications where a smooth, uninterrupted appearance is desired. A rounded interlocked leg with concealed fastening enhances the flush aesthetic while improving overall panel strength. Panels are factory-formed to length to reduce field cutting, with optional pencil ribs recommended for longer spans.



Product Features:

- Leveled for Flatness
- Available with up to Two Pencil Ribs
- Rounded Interlock Leg Provides Improved Flush Fit
- 40-Year Limited Finish Warranty
- Panel Lengths from 4' to 25'
- Optional Concealed Clips are Available for Added Wind Resistance
- Available with Venting

Technical Details:

Material

- 24 Gauge Steel
- .032 Aluminum
- Galvalume Plus
- 22 Gauge Steel
- .040 Aluminum

Specs

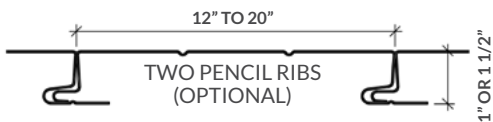
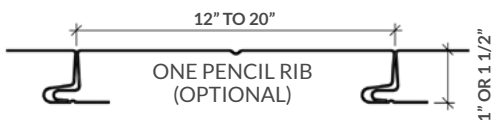
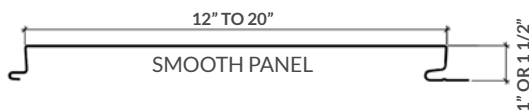
- 12" to 20" Wide
- 1" or 1.5" High

Testing

- ASTM E 283
- ASTM E 330
- ASTM E 331
- AAMA 501.1-05
- FL 45939

System Details

All system details at CEI Materials are available in Autocad & Revit.



Note: Oil canning is not a cause for rejection.